



Noise Monitoring Result

Day Time (0700 - 1900hrs on normal weekdays)

Location: M1a - Harbour Road Sports Centre

Date	Time	Weather	Measurement Noise Level			Baseline Level	Construction Noise Level	Limit Level
			Leq	L10	L90	Leq	Leq	Leq
Unit: dB(A), (30-min)								
02/03/16	15:53	Fine	80.7	82.5	76.0	72	80	75
08/03/16	10:15	Cloudy	82.3	83.0	81.5	72	82	75
15/03/16	10:15	Cloudy	81.5	84.0	76.5	72	81	75
22/03/16	13:50	Cloudy	77.0	78.5	74.0	72	75	75

Location: M2b - Noon-day gun area

Date	Time	Weather	Measurement Noise Level			Baseline Level	Construction Noise Level	Limit Level
			Leq	L10	L90	Leq	Leq	Leq
Unit: dB(A), (30-min)								
02/03/16	11:30	Fine	69.5	70.0	66.5	68	65	75
08/03/16	11:30	Cloudy	67.0	68.0	64.5	68	67	75
14/03/16	13:20	Fine	68.0	69.5	66.0	68	57	75
22/03/16	14:35	Cloudy	67.8	69.0	66.0	68	54	75

Location: M3a - Tung Lo Wan Fire Station

Date	Time	Weather	Measurement Noise Level			Baseline Level	Construction Noise Level	Limit Level
			Leq	L10	L90	Leq	Leq	Leq
Unit: dB(A), (30-min)								
02/03/16	13:15	Fine	65.2	66.5	62.5	69	65	75
08/03/16	13:00	Cloudy	65.6	67.0	63.0	69	66	75
14/03/16	14:12	Cloudy	65.3	66.5	63.0	69	65	75
22/03/16	15:16	Cloudy	64.7	66.0	62.5	69	65	75

Location: M4b - Victoria Centre

Date	Time	Weather	Measurement Noise Level			Baseline Noise Level	Construction Noise Level	Limit Level
			Leq	L10	L90	Leq	Leq	Leq
Unit: dB(A), (30min)								
01/03/16	15:45	Fine	69.2	71.5	65.0	67	65	75
08/03/16	13:45	Cloudy	68.8	71.0	65.0	67	63	75
15/03/16	13:30	Cloudy	66.0	67.0	63.5	67	66	75
22/03/16	15:56	Cloudy	68.5	70.5	65.0	67	62	75

Location: M5b - City Garden

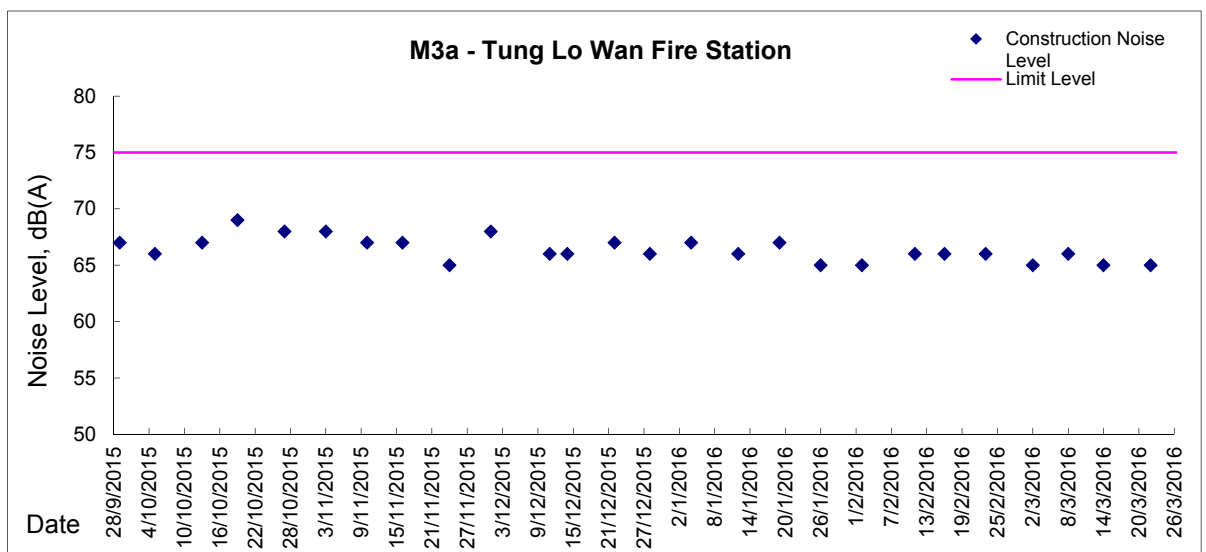
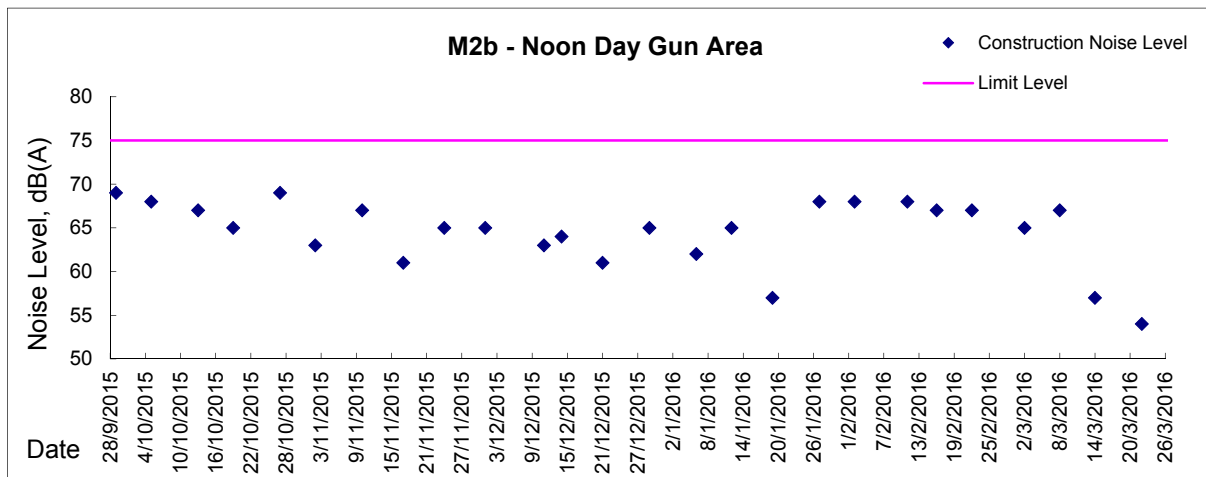
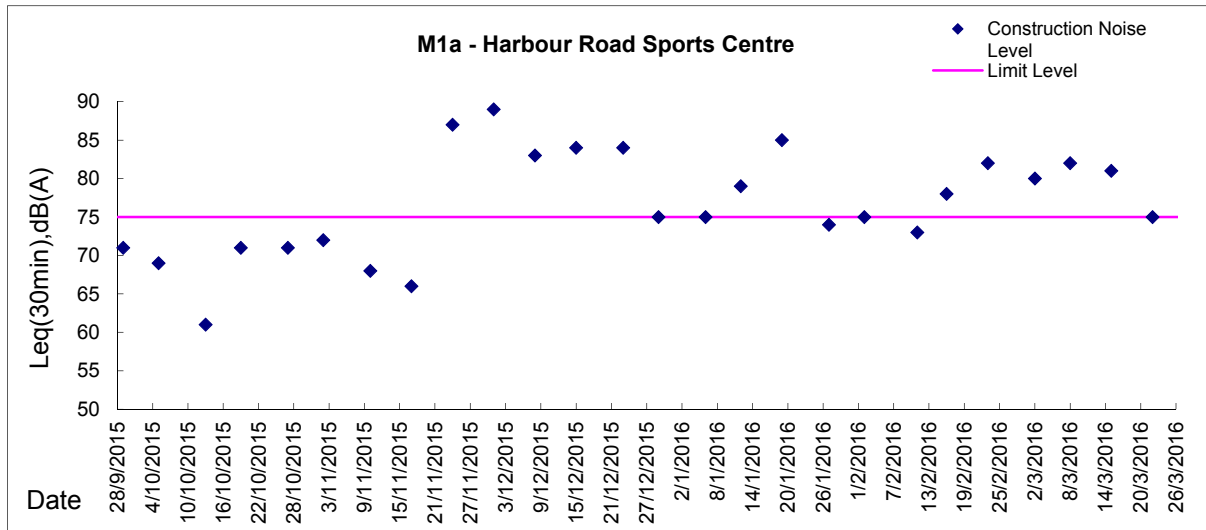
Date	Time	Weather	Measurement Noise Level			Baseline Level	Construction Noise Level	Limit Level
			Leq	L10	L90	Leq	Leq	Leq
Unit: dB(A), (30min)								
01/03/16	16:26	Fine	69.9	72.0	64.5	68	65	75
08/03/16	14:25	Cloudy	67.5	69.0	65.0	68	68	75
15/03/16	14:15	Cloudy	69.4	71.0	66.0	68	64	75
22/03/16	10:00	Cloudy	67.5	68.5	65.0	68	68	75

Location: M6 - HK Baptist Church Henrietta Secondary School

Date	Time	Weather	Measurement Noise Level			Baseline Level	Construction Noise Level	Limit Level
			Leq	L10	L90	Leq	Leq	Leq
Unit: dB(A), (30-min)								
02/03/16	14:00	Fine	70.9	72.0	68.5	71	57	70
08/03/16	15:05	Cloudy	72.0	73.0	70.0	71	66	70
15/03/16	14:55	Cloudy	72.7	74.0	70.0	71	68	70
22/03/16	10:50	Cloudy	70.8	71.5	67.0	71	54	70

Graphic Presentation of Noise Monitoring Result

Day Time (0700 - 1900hrs on normal weekdays)



Graphic Presentation of Noise Monitoring Result

Day Time (0700 - 1900hrs on normal weekdays)

